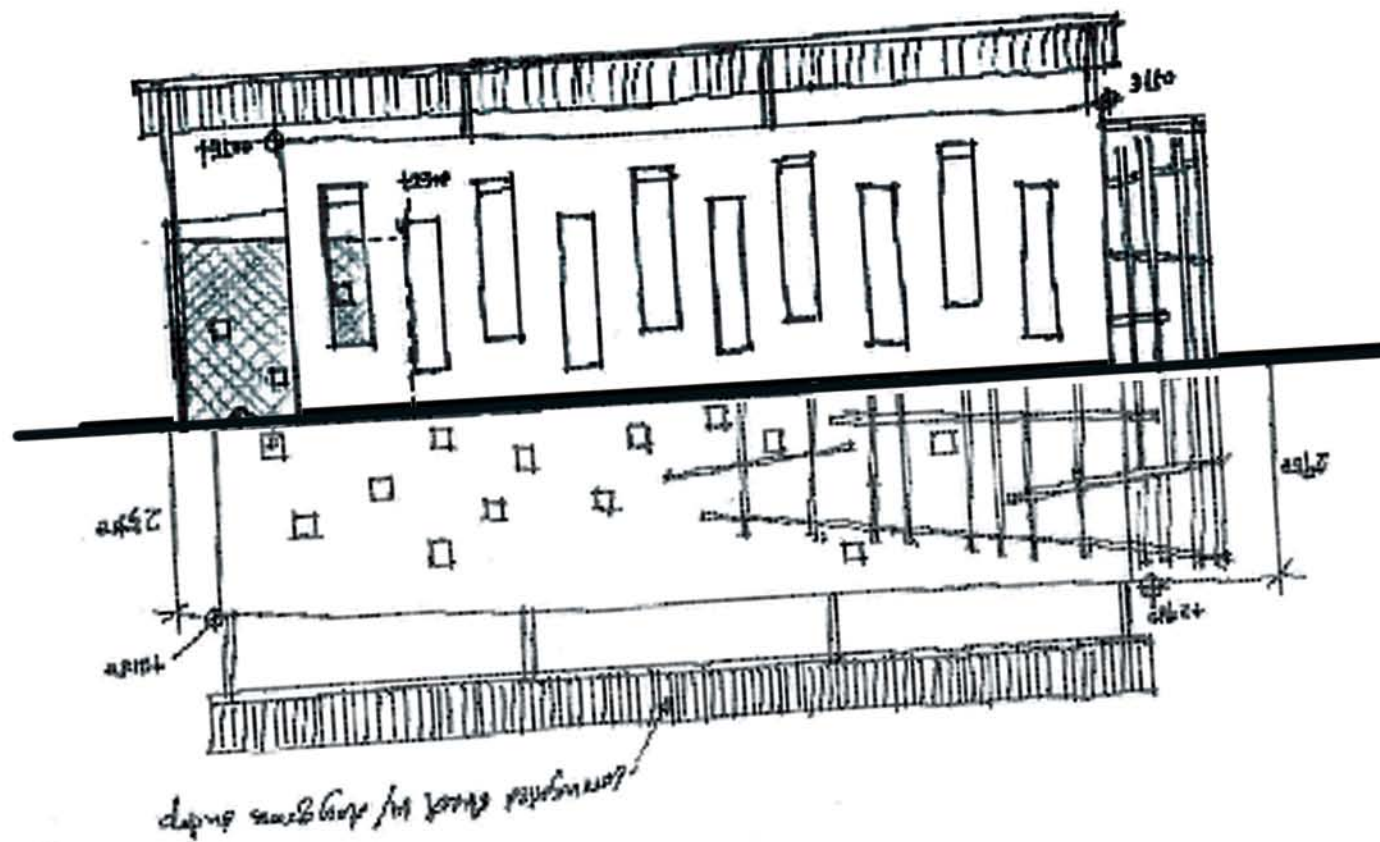




IDEA SCHOOL

"Involve in Design, Empower with Action"





Idea Team

PREFACE

ROBERT WONG, IDEA PROJECT

It is a remarkable day for all of us. Before the IDEA project, you may not think you would be able to:

- Design a school with your ideas;
- Create a good learning environment with children;
- Build a school with your own hands;
- Make a prosperous future with kids.

IDEA makes all these happened. Our project name **IDEA** stands for **“Involve in Design, Empower with Action”**; we volunteers, children, school director, teachers, CCAF director and its staff had been engaging in the design and construction process. Individual's talent and passion help to make our dream a reality.

Let's share this unforgettable moment. Thank you!

Ow-kohn charan!



IDEA



OUR MISSION & BELIEF

IDEA (Involve in Design, Empower with Action) Project is set up by a group of young professionals in Hong Kong. Being young professionals from the developed world, we are fortunate enough to be equipped with knowledge and opportunity essential for our personal growth, we understand that there are so many young people and children in other parts of the world who are suffering from many kinds of social miseries.

We always believe that ALL people should have equal opportunity to ENJOY, PARTAKE and HAVE ACCESS to the design of a humanized environment and architecture. IDEA project takes a broad definition of architecture to connect different people and to promote a 'participatory approach' in building community architecture. For those who are underprivileged and poor, they should also have the right to express their views on their community needs. The project aims to set up a good example towards sustainable architectural / interior design and communal participation.

To us, building a school in Cambodia, does not only provide a shelter for schooling of the children, it also symbolizes the road to development and prosperity of the village. We partner with a group of young volunteers in Cambodia and provide them with support as well as design techniques to continue improving the learning environment of schools and training of volunteer teachers. This project does not only aim to support the education of village children in Cambodia, but also serve to empower local youth volunteers such that they may serve their own people in future.

One of the most remarkable aspects of IDEA project is that all activities are led by young professionals from all walks of life, people from Hong Kong and Cambodia. We take up the mission to share the expertise, resources and care from the developed world with the youth from corners of the world. The aim is to encourage young professionals to participate in overseas voluntary services and take part in sustainable development of the world. Through cross cultural sharing, it is hoped that there will be more interaction among youth in global context.

我們的理念

IDEA計劃由一班香港年青專業人士及學生組成。身為已發展社會的一群，我們有機會學習知識及發展個人潛能；然而我們亦沒有忘記在世界其他角落，還有一些青年及小孩在社會中被忽視。

我們相信所有人都應有平等機會享受、參與及接觸人性建築環境，IDEA計劃通過建築廣義連接不同人，並提倡參與式建築設計。弱勢社群應有發表他們對社區需要的權利。IDEA計劃旨在提倡共融參與建築及可持續發展；以改善發展中國家偏遠村民的生活，通過傳授設計技能，讓他們的將來有所改善。

另外，此計劃給予香港年青一代了解發展中國家的情況，並用他們的一對手給予幫助。建築新校舍不單為課堂中提供有蓋環境，並促進村落發展將來。IDEA計劃除支持柬埔寨村落的學前教育，亦令當地青年學會為他們下一代的將來作貢獻。

最重要的，IDEA計劃中所有活動是由一班來自香港及柬埔寨不同專業背景的青年人共同參與。我們以分享經驗、資源及關懷為理念，通過文化交流，讓世界不同角落的人互相幫助。



Why involving children in design & construction of new school?

IDEA Project aims to implement a practical and effective means in terms of understanding the local Cambodian residents and children's needs, expressing children's talents in art and design, promoting self-help and mutual benefits, enhancing social integration between the poor people and university students and introducing a more humanized design.

In fact, building a pre-school is a great opportunity to promote the participatory design approach. Through involving the children and their parents in the design and construction of a village school, they would meet with architects and volunteers to express their design ideas, to be trained with skills and empowered to make their best contribution to the new school.

為何讓小孩參與設計及建築新學校？

IDEA計劃旨在以實在並有效的方法了解柬埔寨居民及小孩的需要，透過參與設計及建築過程展示小孩在藝術設計的創作才能，提倡自力更生及相互效益，並加強大學生及弱勢社群和貧窮居民的社會共融，能夠給予弱勢社群發表對環境的訴求，讓社會人士聆聽他們的心聲，作出人性化的設計，以配合他們的需要。共同建設IDEA學校，不但可推動參與式設計，並讓小孩和當地居民學會設計及簡單建築技巧，對新學校的將來發展有更大幫助。

IDEA計劃只是我們的起步點，日後本計劃希望為把共融參與的概念，推廣至不同的發展中國家以改善更多弱勢社群的家居環境，也藉此喚起社會人士、青年人對發展中國家弱勢社群生活的關注，讓他們有平等參與改善環境的權利。



ORGANISING COMMITTEES 計劃籌委成員

Joint Effort from 3 Volunteers Teams

STEP Design Team, HIF and HKOTSSA had started to organize the IDEA Project since November 2008. With the joint effort of 3 volunteer teams, different expertise of individual team can best contribute to the project.

With a team of architects, designers and psychologists, STEP Design Team understands the needs of local residents and children and provides the design techniques to improve their living environment.

HIF, being strong in organising overseas exploration in Cambodia with its past experience with Cambodian NGOs, which provides the bridges between the volunteers in Hong Kong and Cambodia.

HKOTSSA, with a team of university students and graduates of various social services background, is experienced in organising large-scale fund raising and social services in Hong Kong that help to provide training to the local students in Cambodia to ensure the sustainability of the project.

The organising committee consists of members from STEP Design Team, HIF and HKOTSSA. They are coming from various professions in Hong Kong sharing a mission to improve the living environment in the developing countries.

義工團體的聯合力量

展步築智設計隊、青希會及香港專上學生服務協會由2008年11月開始聯合策劃及舉辦IDEA計劃。各義工團體均有其獨特的專業及不同服務經驗：

展步築智設計隊的義工團隊包括：建築師、設計師及心理學家。透過了解當地居民的需要提供設計支援，讓當地居民及小孩能學會設計技術以改善他們的生活環境。

青希會定期於柬埔寨舉辦交流體驗團，並與柬埔寨志願團體合作，為香港義工及柬埔寨小孩村民擔當橋樑角色。

香港專上學生服務協會的會員來自不同社會服務背景，並擁有籌辦大型社會服務經驗，能夠提供社會服務相關的訓練予當地學生，讓計劃日後可持續發展。

計劃籌委成員由展步築智設計隊、青希會及香港專上學生服務協會的成員組成。委員來自不同專業，大家共同持有改善發展中國家生活環境的理念及目標。



Robert Wong Project Chairman STEP Architect
Tam Lai Wa Secretary HIF Education
Chau Yau Fai Finance HIF Communication
Wagner Lam Design Team STEP Architect
Yiu Wing Mang Design Team STEP Architect
Calvin Cheng Program Team HIF Public Health
Carol Ma Program Team HIF Student
Adelaide Tam Program Team HKOTSSA Education
Lawrence Lui Publication Team HKOTSSA Public Relations
Dorris Leung Publication Team HKOTSSA Banking
Man Lung Wong Art Director HIF Student



Here is Kampot



About Kampot

Kampong Trach is one of the largest districts of Kampot Province, the south part of Cambodia. It is situated along the National Road number 32, about 140 kms from Phnom Penh and covers 38,000 square metres. The population is 92,838 (43,418 female). The number of the most vulnerable families is 1,704 and the number of illiterates is 6,526 (3,809 female) 80% of people in Kampong Trach are farmers and the rest are businessmen, social workers and government officials.

Kampong Trach 位於柬埔寨南部，是柬埔寨貢布省的最大的市鎮，離金邊約140公里；地區佔3萬8千平方米，總人口共92838（43418為女性）。約1700家庭為貧窮戶，文盲人數為6526（女性佔3809）。約八成Kampong Trach的人口是農民，其餘是商人、社會工作者及政府官員。

Project site

At present, due to the community needs, CCAF is supporting a pre-school class serving 45 children, aged 3-4 year-old, in Lork Village (near Cambodian-Vietnam border), Reusei Srol Khang Lech Commune, Kampong Trach District, Kampot Province. The school provides the kids with a proper setting to learn basic knowledge to prepare for the primary education. This pre-school class only shares a classroom of the existing primary school in the district. The classroom is old and with limited natural lighting penetration. It is small in size to support the class for 45 students. By building a village school for the pre-school children near their homes, it would resolve the congested condition in the classroom and be easier to convince parents to send their children to schools.


地點概況

現時，CCAF正於現在的小學課室為學前兒童授課。學校位於貢布省Kampong Trach市Reusei Srol Khang Lech 區Lork 村，鄰近柬埔寨越南邊界，課室的設計簡陋，光線及空間不足，實在難以支持45位學童的課堂。在現有小學校舍中，建築一所新校作學前教育，可解決現時課室的設計簡陋及光線不足，並可讓更多的學前學童得到上課學習的機會。

DESIGN WORKSHOP

設計工作坊 (一) 2009.11.21 @ CITY UNIVERSITY

Participants were required to have a basic knowledge of architecture, so we prepared this workshop for them to understand more about design.



Objective: To provide the basic knowledge of architecture and design

Format: Lecture by Architect (1st half)
Group work (2nd half)

Grouping: Each group consists of university students, working professionals, architectural or building related professionals

In the 1st workshop, ice-breaking games were held to bridge the gaps among participants. Robert, the project chairman and the Architect, gave an Architecture 101 class to teach volunteers the use of different drawings and how to read the plans. In the second half of workshop, all participants were divided into 5 groups to practise the professional knowledge just learnt. They were asked to build a small model. In the process, facilitators provided guidance and inspiration to volunteers on how the architecture relates to living environment.

設計工作坊的目的: 了解建築與設計的基本知識, 以準備之後的幼兒院的建築設計

形式: 上半部為授課形式, 下半部為小組學習

分組方法: 每組均有大學學生, 在職人士及從事建築有關的專業人士

由於IDEA計劃是設計主導, IDEA計劃舉辦了設計工作坊, 希望來自不同背景的參加者都能了解建築與設計的基本知識, 以準備之後的幼兒院建築設計。在第一次設計工作坊, 為了增進參加者之間的了解, 我們首先進行破冰遊戲, 之後主席兼建築師Robert為各位參加者上了一堂建築初階, 講解圖則及平面圖的細節。在下半部的實踐環節, 各參加者被分配為五組, 一同砌模型以了解建築, 設計與生活的關係。

DESIGN PRESENTATION

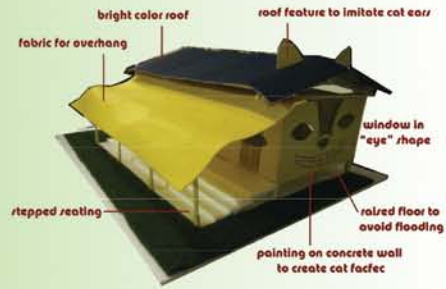
We have come up with different designs of the pre-school.
2009.12.19 @ CITY UNIVERSITY OF HK



GROUP 1

Group1 The Cute Cat

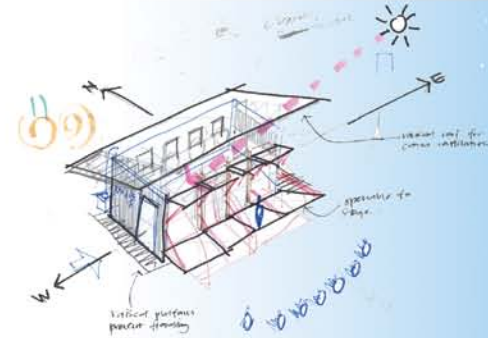
creating fun and interesting atmosphere
love for nature and animals
bright color roof
fabric overhang
stepped seating
raised floor
wall painting
local materials



GROUP 2

Group2 Minimalism / Accessibility / Sustainability

one classroom one storage
furniture using local timber
flag
landmark Tree
raised floor
local materials: bamboo, timber, straw, bricks
balcony
movable partitions
bamboo blinds, thatch, canvas
playground - swing, climbing frame



Group3 Unfolded Box

roller blinds for windows
paper furniture (recycle of materials)
painting on wall together
planting area
raised stage for performance
playground
cross ventilation

GROUP 3



Group 4 Organic Craft

organic form
train, a sign of Hope, on backwall
irregular window shapes
open entrance & feature wall
natural materials - clay & bamboo
lifted & tilted roof
raised platform
balcony
art/science corner
canvas ceiling
bamboo stair

GROUP 4



Group 5 "It takes a community to raise a child"

elevated foundation with steps
front stage
tilted roof
mosaic wall
staggering long windows
music walls
display wall
participatory design
paintings on timber windows
items display inside square holes
painting on tables and chairs

GROUP 5

Final Design sketch

design concepts from different groups were brought together



Timber screen for shading

Performance stage

Staggering windows

Openings for Display

Entrance

Lifted Roof for Ventilation

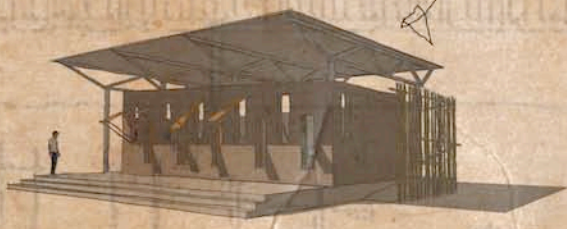

Bamboo screen wall

1

2

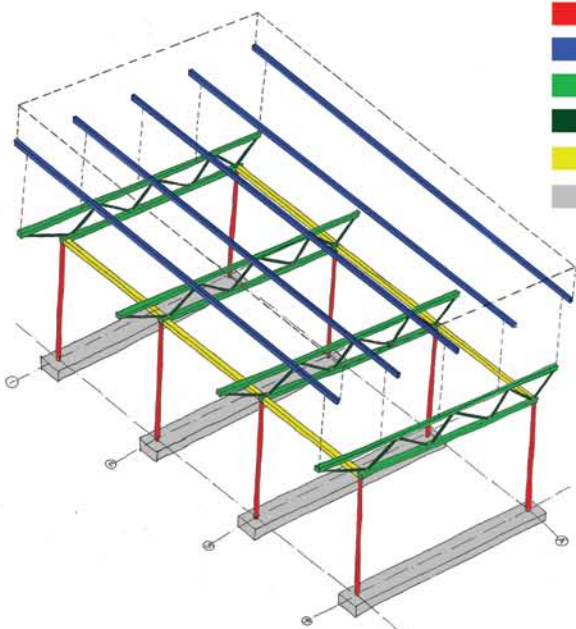
3

4





20 JAN 2010
Site survey by the contractor and engineer
當地工程師及承建工人進行土地勘察



- 80mm dia. x 6mm Round Hollow Section
- 60 x 40mm x 5mm Rectangular Hollow Section (Purlin)
- 80 x 80 x 6mm Rectangular Hollow Section (Truss)
- 50mm dia. x 4mm Round Hollow Section (Truss)
- 80 x 80 x 6mm Rectangular Hollow Section (Beam)
- Reinforced Concrete Footing (for column foundation)

STEEL FRAME DRAWING
鋼架結構圖

Jan- Feb 2010
Construction work on site
地盤施工

1 Feb 2010 - 15 Feb 2010
Site formation work
地盤平整

16 Feb - 20 Feb 2010
Steel work and brick work constructed on site by the contractors
承建工人在地盤起築鋼架結構及磚牆





BRAGBN

Program

- Day1 Visit to S21 museum
- Day2 Yodifee
- Day3 Construction site visit
 - Games for children and Family visit
- Day4 CCAF Sharing
- Day4-6 Working Days
- Day7 Opening ceremony
 - Teaching class

Working Days (Day4-6)



GROUP 3

idea 571 / Jungle wall

idea 245 / Pictures exhibition

\\Day1 - drawing with the kids and draft

\\Day2 - painting on the beautiful wall

\\\\Day3 - hanging the nice pictures



\\Day1/ Artist draft



\\Day2// Cute



\\Day1/ Drawing with kids



\\Day1/ Look



\\Day1/ Teaching

Day1

The first activity was to let students paint on the drawing which will be drawn on the IDEA school interior wall. The intention was to involve them in the design process. Once the school is completed, it will provide the students a sense of achievement when they see their contribution to the school. It also helps to inspire the students' creativities in terms of graphics and painting.

Group 3 was responsible for the interior wall painting. Everyone was very excited to get the work started. The wall was as white as snow at the first day, but with our "art director" Pat smoothly outlining the graphics on the wall, it was a successful kick-off of group3's first day.

第一天的活動是讓小朋友們在畫有IDEA學校內牆圖案的畫紙上塗上他們喜歡的颜色。這個活動的用意，是使他們參與到整個內牆設計的過程中來。由此，建立他們對學校建設的參與感和成就感。這個活動同時也可以激發小朋友的創意和設計靈感。學校一側內牆的設計裝飾由GROUP3承辦。組員們在尚未裝飾的工地前合影留念，迫不及待地開展展飾工作。剛剛完工的內側牆壁雪白無暇，但隨著我們的「藝術總監」Pat沉著冷靜地在牆上畫出設計好的草圖，GROUP3第一天的工作順利展開了。



\\Day2// Painting on the wall



\\Day2// Concentrate on your works



\\Day2// I love drawing



\\Day3// Let's take a photo



\\Day3// Final touch up

Day2

After the first day of getting to know each other, the students were much more cheery and fervid.

So the volunteers decided to let them handle the more advanced task – drawing on the window planks. All the students and volunteers enjoyed the process very much, and for sure had brought their friendship up to the next level.

Apart from painting the interior wall graffiti, Group 3 was also responsible for the painting of the window frames and the window planks. The window planks were each given a different color to match the color of the interior wall. During the painting, group 3 received lots of friendly helps from other teams, which made the whole process more fun and fruitful.

經過第一天的磨合期後，義工和小朋友們之間已經相處的非常融洽。小朋友們也比前一天更加活潑和熱情。所以我們決定與小朋友一起進行更具挑戰性的活動 – 為窗板上色。雖然最後窗板被重新粉刷，但無論是小朋友或是義工們都在整個過程中培養出了更加和諧默契的關係，共同渡過了一段非常愉快的時光。

GROUP3同時也負責為窗板和窗框上色。窗板配合了教室內部的絢麗色彩，也粉刷上了五顏六色的顏色。整個過程中，義工們還得到了其他組的幫助，整個過程辛苦卻充滿愉快，讓每個人都感悟到團隊合作的真諦。

Day3

It was the last morning session with all students together; the volunteers wanted to make it more special and playful. So they came up with the idea of letting the students to paint the bricks. All the bricks were then used as the school external wall skirting. It was there to stand for the forever friendships with the Cambodian students, beyond time and distance.

As it was the last day to finish up the work, everyone paid extra effort to ensure a perfect outcome. Plus, the team members were also busy laying bricks, which were painted by the students, to the wall skirting, so that the students could see their contributions during the opening ceremony the next day.

在最後一天的交流工作坊，義工們決定與小朋友們一起為磚塊上色。小朋友和義工們共同粉刷過的五顏六色的磚塊，被裝飾在了IDEA小學的牆外圍，紀念這些日子以來，義工們和柬埔寨的小朋友們一起度過的斑斕時光，並代表了他們的友誼將如同這些牢牢鑲在牆上的磚塊一樣，永青長存。

這是IDEA義工們在工地的最後一天。每個人都加倍盡力完善每一個細節，以期待見到最完美的成果。同時，在同一天上午被小朋友們粉刷過的磚塊，也被義工們及時裝飾在小學一側外牆，那麼小朋友們就可以在第二天的開幕儀式上見證到自己的工作成果。



Teaching class

After the opening ceremony, the volunteers taught the school kids to sing "Head and Shoulders, Knees and Toes". They also taught them the kids English terms for different body parts using body language and through the songs lyrics. The kids were eager to learn the song and dance. The bonding between the volunteers and the local kids was strong. All of them had a good time and there was plenty of laughter.

Have Fun!

儘管語言不通,但憑著義工們的愛心,一樣能表達義工們對當地小朋友的心意。學校落成後,義工和小朋友都急不及待到學校裡面感受一下氣氛。經過數天的勞動,大家終於可以在學校裡活動,於是小朋友都跟著義工們一起學習唱歌及跳舞,充滿著歡笑聲,老師,小朋友和義工們都打成一片,氣氛和諧。



IDEA SCHOOL

Idea School

- Overview of the Idea School
- Concepts of the Music wall and playground
- Concepts of the Interior graffiti and window coloring
- Concepts of the Furniture and educational toys
- Concepts of the Tree walls



Music Wall and Playground

First of all we are very thankful to a lady in Hong Kong who donated the musical instruments so that we can make this probably the first school ever in Cambodia which has its own Music corner. With the colourful rainbow and cheerful music notes, we hope to open the Music world to the kids and let them express themselves through this international language. Our teammates patiently taught the kids to paint the wall, wooden props and bricks together. The kids were really talented in painting, they loved to put on beautiful colours and patterns. They were even watching us from the very beginning when we were diluting the paint as if they were breathlessly interested.

至於為幼兒院設計的「音樂牆」及遊樂場，首先要感謝香港一位有心人慷慨捐贈小樂器，令我們能夠締造這間可能是全柬埔寨唯一擁有音樂小天地的學校。牆壁上，畫有七彩繽紛的彩虹和躍然跳動的音符，我們希望讓當地的小孩子接觸到音樂的世界，自由地以這國際語言去表達自己。而組員們細心教導學生油漆，為淡然無色的牆壁、木柱及磚塊等遊戲配件，孩童對油漆甚具天份，各自塗上鮮艷奪目的色彩及繪畫可愛的圖案。而且，他們更為五顏六色的漆油著迷，在稀釋漆油的過程中，他們也安靜的圍站在旁觀看。



Interior Graffiti and Window Coloring

"Let Dreams Be on Their Way" was the concept of the design of the internal wall, responsible by Group 3. Undertaking the biggest wall painting inside the classroom, Group 3 painted the colorful and delicate animals onto the wall, which represented the aspiration of the kids; the lovely train was the IDEA School, carrying the children to the future with faith and love. "We hope that children here can study in an atmosphere filled with joy and colors", the group leader said. With countless sprays and rectifications, the wall painting was finished without even a minor fault in sight. Besides, they were responsible for the painting of the window frames and the window planks. White was chosen as the main color of the frames in order to be in harmony with light green paint of the outer wall. Furthermore, the window planks were each given to different color to match the interior wall paint. All in all, even though the work was arduous, all team members enjoyed the process and felt glad, when they saw the fruitful outcome of their strenuous work.

學校一內牆的設計裝飾由第三組負責。他們的设计靈感是「讓夢想上路」。畫面中色彩繽紛的小動物象徵了孩子們五顏六色的夢想，而承載小動物的火車就如同這所學校，讓孩子們帶著夢想上路。「我們希望這裡的每個孩子都在最繽紛的環境中成長，通過我們的努力能夠讓學校放出光彩，讓每個孩子的夢想成真。」第三組經過三天的努力，無數次的填色和修改，一幅完美的牆畫就呈現出今日的模樣，同時為窗板和窗框也被刷上不同的色彩。鑑於學校外牆淡綠色的牆色，第三組決定採用白色作為窗框的底色，而窗板則配合教室內部的絢麗色彩，分別塗成紅、綠、黃、藍等六種顏色。整個過程雖辛苦但充滿歡笑，讓每個第三組的成員感悟到團隊精神的真諦。

Words from participants

GROUP 5



Jenny Fu, Student of The Chinese University of Hong Kong

"Do you have any ideas?" "That's a good idea!" "I've no idea on how to work on this!"

IDEA - That's just a common little four-letter word used in daily conversation, but to me, this word will never mean the same as before. Now, whenever this word comes to my ears, it automatically reminds me of the great memories I have with the IDEA project.

I would never deny the beauty of Cambodia and the opening of the pre-school are simply fascinating, but what more precious to me is to meet and interact with Cambodians (kids, teachers, volunteers, shop-keepers etc.) and also Hong Kong volunteers throughout the journey because I do believe that they are the ones, but not the place itself, that make me enjoy Cambodia and the trip so much!!!

Clive, Electrical Engineer

It's my best service trip ever and I love Group 5! I can't believe we can really achieve it within such a tight time constraint! The IDEA project is a unique volunteering experience through life influencing life. We worked closely with the children to build a school to enhance their sense of belonging. The designing and implementation process is the true realization of creativity with the regard to the limit of resources. I miss Cambodian children and I'm glad that we help to comfort the historical wound of the people there. I am looking forward to the next IDEA!!!

Teresa, Student of The Chinese University of Hong Kong

I enjoyed being part of the workshops on Saturdays - sitting together and coming up with ideas how a school could look like in Cambodia, thinking about elements, which would involve students and enhance their identification with the school. Although I was very enthusiastic about the school, I couldn't really imagine that our ideas could be put into practice in only three days! It worked, the school is up and running! It was an uplifting experience to work with fantastic people on one project and see the smiles on the children's faces during the opening ceremony.



Jacky Ng, Student of The University of Hong Kong

在這短短的數天,我深深感受到柬埔寨小孩的活潑善良聰明可愛,但因為生活的壓逼,物質的匱乏,令他們很難有接受教育的機會。我們此行的目的是為小朋友們建一所學校,因為我們相信教育是唯一能幫助他們的方法。回想起這十天所能看到的,聽到的,吃到的,嗅到的,觸摸到的東西,自己彷彿進入了另外一個世界。這個世界的人,雖然欠缺物質和金錢,卻能真正擁有人類苦苦追求的東西,那便是愛和快樂。



Jennifer, Student of The Chinese University of Hong Kong

很高興有機會接觸到建築美學。與建築師和組員互相交流學習,創作立體模型,討論實行細節,最後身體力行將心中藍圖變成真實。過程中那股衝勁,完成後那份興奮,毫無保留地表面在每個義工臉上。多謝IDEA和STEP讓我在正式踏入社會工作之前,感受到生命的無限可能,體驗到與不同人相處的奇妙。



Alex Yu, Student of The University of Hong Kong

這次去Cambodia,是要建一所學校。但我很慚愧。因為我覺得,我得到的,比我付出的更多。生活在城市裡,每天忙碌的工作,似乎都忘記了生活的意義。當我看見當地小朋友的笑容,甚至是家長們的笑容,我被感動了。那是內心深處的感動。他們生活環境,生活質素,遠不及香港。但他們懂得開心,他們懂得愛。我想,我會回來的,帶著他們教我的最真切的笑容。



Manlung, Student of The City University of Hong Kong

Less is more. Simple life makes everything beautiful.

再一次看到一塊塊純潔的笑容的時候,我興幸自己還沒有忘記人與人之間的微妙關係,謝謝你們...




Robert, Architect


只要持續不斷,保持熱情,在真正熱愛的工作上努力,你定會找到那個夢想的。你的夢想呢?



摺下來
剪出來



IDEA



✂ 剪下來的 IDEA SCHOOL

Participating NGOs/groups:



IDEA NEVER ENDS!

