IDEA

Involve in Design, Empower with Action

We Build. We Care. We share.

Workshop 5

27 January 2018

WORKSHOP 5 RUNDOWN

10:00 - 10:15	Construction update
10:15 - 11:30	Empowerment workshop demonstration (25 min each group)
11:30 - 11:45	Site Management & Painting
11:45 - 14:30	Stool fabrication + Lunch break
14:30 - 16:00	Individual team meeting
16:00 - 16:30	Presentation preparation
16:30 - 17:15	Briefing & Presentation by YW students (10 min each group)
17:15 - 17:30	Service Trip itinerary by IDEA
17:30 - 17:45	Admin Reminder by YWC
17:45 - 18:00	Q&A / T shirt distribution

CONTRUCTION PROGRESS
10:00 - 10:15

CONSTRUCTION UPDATE

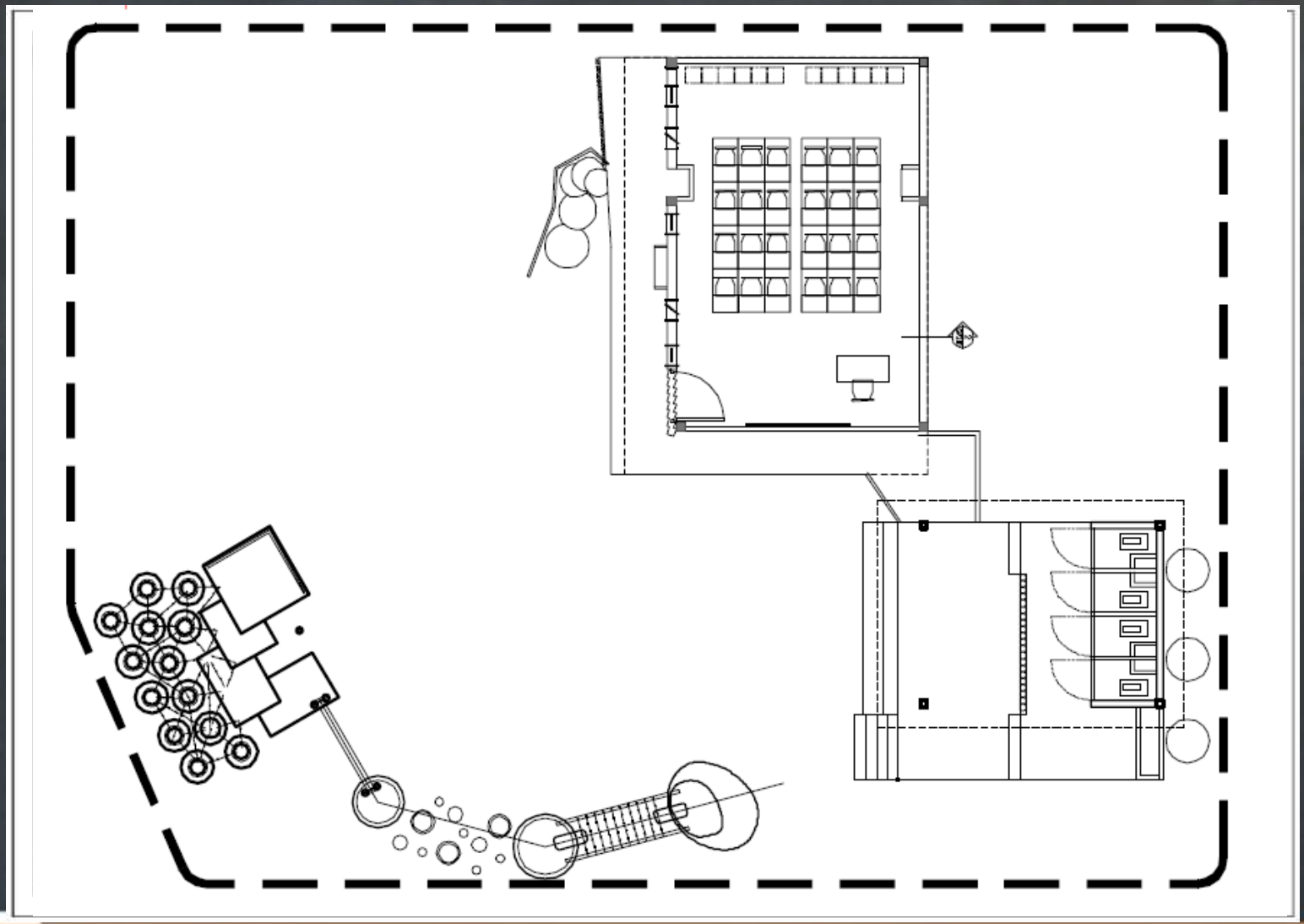

CONSTRUCTION UPDATE – 2 Jan 2018 – setting out

CONSTRUCTION UPDATE – 3 Jan 2018 – foundation excavation

CONSTRUCTION UPDATE – 3 Jan 2018 – foundation excavation

CONSTRUCTION UPDATE – 3 Jan 2018 – foundation excavation

CONSTRUCTION UPDATE – 3 Jan 2018 – material delivered onsite

CONSTRUCTION UPDATE – 7 Jan 2018

CONSTRUCTION UPDATE – 7 Jan 2018

CONSTRUCTION UPDATE – 7 Jan 2018

CONSTRUCTION UPDATE – 15 Jan 2018

IDEA
Involve in Design, Empower with Action

CONSTRUCTION UPDATE – 16 Jan 2018 – classroom columns

CONSTRUCTION UPDATE – 16 Jan 2018 – Columns completed

CONSTRUCTION UPDATE – 17 Jan 2018 – Brick laying

CONSTRUCTION UPDATE – 17 Jan 2018 – Brick laying

CONSTRUCTION UPDATE – 18 Jan 2018

CONSTRUCTION UPDATE – 19 Jan 2018

CONSTRUCTION UPDATE – 19 Jan 2018

CONSTRUCTION UPDATE – 19 Jan 2018 – Hygiene Booth

CONSTRUCTION UPDATE – 19 Jan 2018 – Hygiene Booth

CONSTRUCTION UPDATE – 19 Jan 2018 – Classroom & HB connection

EMPOWERMENT WORKSHOP DEMONSTRATION

(25 MIN EACH GROUP)

10:15 – 10:40	GROUP 1	OUTDOOR FACILITIES
10:40 – 11:05	GROUP 2	CLASSROOM
11:05 – 11:30	GROUP 3	HYGIENE BOOTH

SITE MANAGEMENT
11:30 - 11:35

SITE MANAGEMENT

What is Site management?

Why site management is needed?

Efficiency – Save time, save materials, save energy

Health & Safety – Come back home alive!

Environmental friendly

Who is responsible for site management?

EVERYONE!!

SITE MANAGEMENT: Lost and Found Game…

SITE MANAGEMENT: An Improved site…

SITE MANAGEMENT: A Much Improved site…

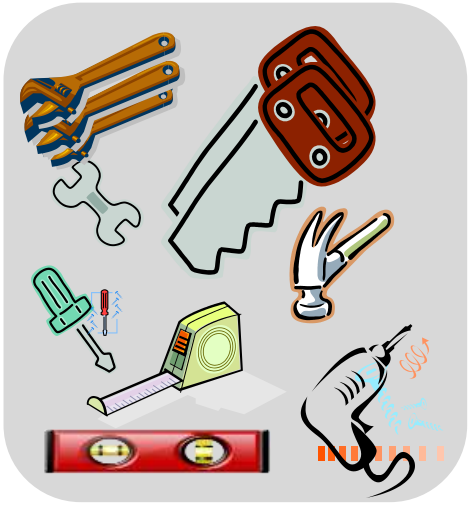

SITE MANAGEMENT

Drinking water

Shelter for resting

Toilet

Snacks

Trash area

SITE MANAGEMENT: Protect Yourself

Goggles

Safety Helmet

Mask

Long sleeve wear

Gloves

Steel toe cap shoes

SITE MANAGEMENT: Correct Posture to Lift a heavy object Safely

Sex and Age	Weight of Load
Men	
16 - 18 years of age	20 kg
20 - 35 years of age	25 kg
over 50 years of age	16 kg
Women	
16 - 18 years of age	11 kg
20 - 35 years of age	15 kg
over 50 years of age	10 kg

(Source: The Trade Union Congress of United Kingdom.)





SITE MANAGEMENT: Work at High Position



SITE MANAGEMENT

Requirement	No. of persons employed		
	<10	10 -49	>49
A copy of the Hints on First Aid issued by the Labour Department	1	1	1
Small sized sterilised unmedicated dressings	6	12	24
Medium sized sterilised unmedicated dressings	3	6	12
Assorted sized adhesive wound dressings	12	24	36
Triangular bandages 1.3m x 0.9m x 0.9m	2	4	8
Adhesive plaster 25mm x 4.5mm	1	1	2
Cotton wool, 300gm packet	3	6	12
Pressure bandage	1	1	1
Safety pins	Sufficient supply		
Assorted sized waterproof adhesive wound dressings	Sufficient supply		
Assorted sized waterproof adhesive plaster	Sufficient supply		
Eye bath	Sufficient supply		

PAINTING
11:40 – 11:45

Painting

Wood & Metal: 稀釋磁油(Metallic Paint)及上油教學

https://www.youtube.com/watch?v=xMBNpC2AeCE (6mins)

Wall : 稀釋乳膠漆(latex paint)及上油教學

https://www.youtube.com/watch?v=QMJF_Qp4M2g (5mins)

Paint Calculator :

http://www.nipponpaint.com.hk/chi/paint_calculator.php

STOOL FABRICATION
11:45 - 13:30

STOOL FABRICATION – Why?

- Basic carpentry skills

STOOL FABRICATION – Why?

- Stools with the features that reflect your design for IDEA project 2017

STOOL FABRICATION



STOOL FABRICATION

- TEAMWORK
- Experience site work
- Limited tools
- Limited material
- Limited time
- (only 3 hours including lunch!!)

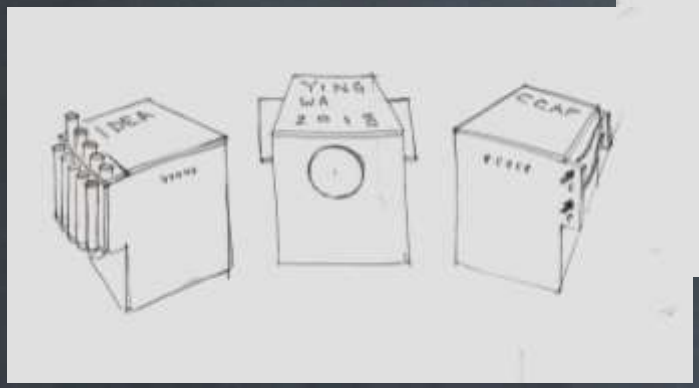

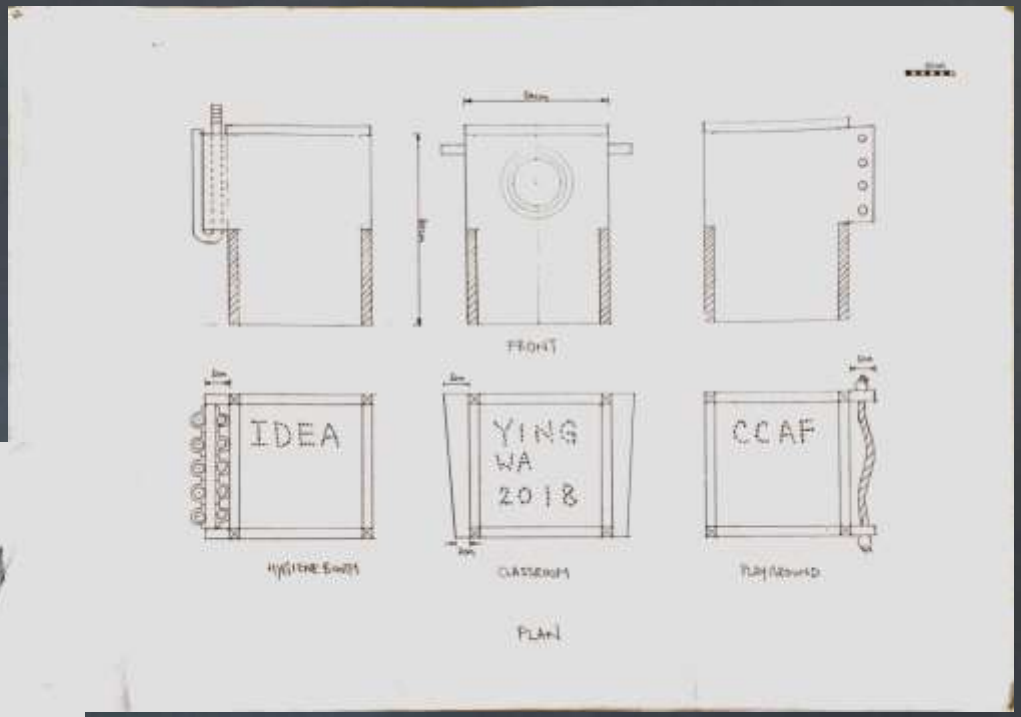

INDIVIDUAL TEAM MEETING
14:30 - 16:00

1. You will get back response from NTTI on your material
2. Finalize your site work plan (who does what, when and how?)
3. Finalize ALL 3 of Empowerment workshops
4. If you buy material from Hong Kong, Group leader, please collect receipts and record who bought what.

PRESENTATION PREPARATION
16:00 - 16:30

1. Prepare 10mins presentation on your group overall design
2. What you will do there (optional)
3. If possible, use English to present

Group 2	Classroom
Group 1	Outdoor facilities
Group 3	Hygiene Booth